



T293 World Championship 2016

Torbole - Lake Garda - Italy

my live regatta

JUNIOR BOYS - Results are provisional as of 20:00 on October 29, 2016
































Contents

- [Gold Fleet](#)
- [Silver Fleet](#)

Gold Fleet

Sailed: 12, Discards: 2, To count: 10, Entries: 68, Scoring system: WCR Appendix A































Rank	Fleet	NOC	Sail No	Name	DoB	Total	Nett	Q1	Q2	Q3	Q4	Q5	F1	F2	F3	F4	F5	F6	F7
1	Gold		1141	Mathis Ghio	2002	64.0	33.0	1.0	4.0	2.0	1.0	(5.0)	14.0	4.0	(26.0)	3.0	2.0	1.0	1.0
2	Gold		290	Eyal Zror	2002	57.0	34.0	(2.0)	2.0	1.0	2.0	1.0	7.0	7.0	(21.0)	2.0	4.0	2.0	6.0
3	Gold		19	Finn Hawkins	2002	48.0	34.0	1.0	1.0	4.0	4.0	(8.0)	(6.0)	5.0 RDG6:9	3.0	6.0	1.0	4.0	5.0
4	Gold		88	Petros Tsortanidis	2002	61.0	41.0	3.0	(12.0)	6.0	2.0	2.0	2.0	5.0	6.0	(8.0)	6.0	5.0	4.0
5	Gold		2002	Alexandros Kalpogiannakis	2002	69.0	43.0	2.0	1.0	2.0	1.0	(4.0)	4.0	2.0	18.0	(22.0)	3.0	3.0	7.0
6	Gold		101	Alessandro Jose Tomasi	2003	91.0	53.0	(11.0)	2.0	3.0	5.0	6.0	5.0	3.0	12.0	(27.0)	8.0	7.0	2.0
7	Gold		295	Liam Segev	2002	121.0	67.0	(18.0)	5.0	1.0	3.0	1.0	10.0	1.0	(36.0)	32.0	5.0	6.0	3.0
8	Gold		4	Edoardo Tanas	2002	165.0	85.0	5.0	9.0	(11.0)	9.0	3.0	3.0	6.0	(69.0 DSQ)	5.0	14.0	18.0	13.0
9	Gold		317	Ethan Moody	2002	163.0	98.0	4.0	(10.0)	8.0	3.0	3.0	8.0	9.0	(55.0)	23.0	16.0	8.0	16.0
10	Gold		19	Aurelio De Terry Valle	2002	151.0	99.0	13.0	3.0	11.0	(14.0)	2.0	1.0	8.0	27.0	(38.0)	15.0	11.0	8.0
11	Gold		107	Charalampos Kogias	2002	152.0	107.0	9.0	(13.0)	12.0	7.0	4.0	11.0	12.0	(32.0)	4.0	10.0	20.0	18.0
12	Gold		358	Shinnosuke Naito	2002	169.0	113.0	8.0	4.0	12.0	4.0	(15.0)	23.0	15.0	11.0	(41.0)	7.0	14.0	15.0
13	Gold		1000	Gabriele Guella	2002	164.0	124.0	6.0	(11.0)	5.0	5.0	10.0	22.0	11.0	8.0	(29.0)	21.0	16.0	20.0
14	Gold		218	Roi Hillel	2002	181.0	134.0	9.0	8.0	9.0	6.0	(12.0)	16.0	22.0	2.0	1.0	29.0	32.0	(35.0)
15	Gold		2205	Louis Pochet	2002	198.0	141.0	10.0	(15.0)	4.0	13.0	5.0	12.0	16.0	33.0	(42.0)	13.0	25.0	10.0
16	Gold		42	Michal Polak	2002	216.0	147.0	8.0	(11.0)	7.0	11.0	10.0	21.0	18.0	38.0	(58.0)	11.0	12.0	11.0
17	Gold		127	Nikolaos Silitzoglou	2002	211.0	155.0	10.0	17.0	(19.0)	7.0	11.0	15.0	20.0	34.0	11.0	(37.0)	21.0	9.0
18	Gold		139	Riccardo Milani	2002	221.0	160.0	(24.0)	24.0	9.0	9.0	8.0	18.0	13.0	13.0	21.0	22.0	23.0	(37.0)
19	Gold		636	Dominik Lewinski	2002	246.0	171.0	(21.0)	6.0	8.0	8.0	7.0	9.0	28.0	(54.0)	9.0	25.0	41.0	30.0
20	Gold		1888	Madier Nicolin	2002	241.0	172.0	14.0	7.0	13.0	(18.0)	7.0	17.0	21.0	9.0	(51.0)	35.0	35.0	14.0
21	Gold		6464	Antoine Mongrand	2002	245.0	173.0	4.0	3.0	5.0	(10.0)	9.0	41.0	25.0	(62.0)	30.0	18.0	26.0	12.0
22	Gold		9999	Batuhan Arslan	2002	300.0	174.0	3.0	10.0	17.0	16.0	(69.0 DNC)	40.0	17.0	(57.0 ARB)	18.0	17.0	15.0	21.0








Rank	Fleet	NOC	Sail No	Name	DoB	Total	Nett	Q1	Q2	Q3	Q4	Q5	F1	F2	F3	F4	F5	F6	F7
23	Gold	 GBR	9926	James Bulson	2002	240.0	177.0	(26.0)	14.0	3.0	11.0	24.0	(37.0)	19.0	10.0	17.0	23.0	34.0	22.0
24	Gold	 JPN	1151	Saito Yugo	2002	269.0	179.0	(32.0)	20.0	14.0	13.0	14.0	(58.0)	14.0	17.0	44.0	9.0	9.0	25.0
25	Gold	 ISR	930	Daniel Basik Tashtash	2004	259.0	198.0	16.0	17.0	(21.0)	17.0	15.0	19.0	36.0	1.0	16.0	33.0	(40.0)	28.0
26	Gold	 ITA	9	Alessandro Giangrande	2003	261.0	203.0	6.0	(14.0)	7.0	6.0	9.0	20.0	27.0	42.0	35.0	(44.0)	17.0	34.0
27	Gold	 SIN	1	Alexander Lim	2002	311.0	214.0	7.0	(28.0 ARBm)	16.0	19.0	11.0	33.0	29.0	14.0	7.0	(69.0 DNC)	49.0	29.0
28	Gold	 FRA	1607	Louis Plassard	2003	323.0	231.0	24.0	9.0	6.0	12.0	(25.0)	(67.0)	46.0	57.0	14.0	27.0	19.0	17.0
29	Gold	 ITA	24	Davide Antognoli	2003	349.0	245.0	7.0	6.0	34.0	(35.0)	6.0	25.0	26.0	5.0	37.0	(69.0 DNC)	48.0	51.0
30	Gold	 NED	750	Matthijs van Wijngaarden	2002	363.3	250.3	19.0	7.0	(44.0)	27.0	14.0	27.0	25.3 RDG6:9	16.0	33.0	50.0	(69.0 DNC)	32.0
31	Gold	 NOR	148	Nils-Henrik Lind	2004	340.7	254.7	5.0	5.0	(17.0)	16.0	16.0	13.0	18.7 RDG6:9	23.0	20.0	(69.0 DNC)	69.0 DNC	69.0 DNC
32	Gold	 LAT	535	Matiss Punte	2004	373.0	280.0	13.0	13.0	19.0	23.0	(24.0)	38.0	55.0	24.0	13.0	(69.0 DNC)	39.0	43.0
33	Gold	 FRA	1121	Jules Chantrel	2003	374.3	283.3	(22.0)	14.3 RDG1:5	10.0	12.0	13.0	24.0	37.0	20.0	15.0	(69.0 DNC)	69.0 DNC	69.0 DNC
34	Gold	 POL	718	Jan Rudowicz	2003	375.0	286.0	25.0	20.0	(33.0)	21.0	17.0	39.0	(56.0)	19.0	10.0	43.0	44.0	48.0
35	Gold	 ITA	60	Dario Masoni	2002	438.3	300.3	12.0	25.3 RDG1:5	10.0	10.0	(69.0 DNF)	56.0	50.0	(69.0 OCS)	46.0	31.0	22.0	38.0
36	Gold	 ISR	655	Ofek Sameora	2003	399.0	307.0	11.0	22.0	14.0	(23.0)	18.0	29.0	31.0	39.0	34.0	(69.0 DNC)	69.0 DNC	40.0
37	Gold	 GRE	899	Dimitrios Zagorianos	2003	409.0	308.0	21.0	(46.0)	25.0	24.0	20.0	(55.0)	53.0	31.0	48.0	12.0	29.0	45.0
38	Gold	 ITA	42	Alessandro Melis	2004	413.0	315.0	14.0	18.0	(29.0)	29.0	18.0	26.0	42.0	4.0	26.0	(69.0 DNC)	69.0 DNC	69.0 DNC
39	Gold	 ITA	111	Francesco Parolari	2004	412.0	316.0	20.0	21.0	(36.0)	33.0	21.0	45.0	38.0	51.0	(60.0)	41.0	13.0	33.0
40	Gold	 ISR	931	Tidhar Campanella	2002	419.0	317.0	16.0	(38.0)	24.0	24.0	19.0	50.0	(64.0)	30.0	47.0	24.0	37.0	46.0
41	Gold	 MEX	201	Alex Torres	2003	440.0	319.0	39.0	(69.0 RET)	26.0	17.0	30.0	51.0	32.0	(52.0)	43.0	28.0	30.0	23.0
42	Gold	 GER	2212	Felix Kupky	2002	421.0	320.0	15.0	23.0	23.0	20.0	(32.0)	36.0	23.0	22.0	49.0	(69.0 DNC)	54.0	55.0
43	Gold	 ITA	23	Pietro Angelo Chincarini	2004	436.0	320.0	20.0	53.0	21.0	8.0	(54.0)	(62.0)	35.0	44.0	56.0	34.0	10.0	39.0
44	Gold	 PER	7	Raul Claux	2002	428.0	325.0	35.0	33.0	18.0	27.0	(38.0)	(65.0)	34.0	35.0	53.0	36.0	28.0	26.0
45	Gold	 TUR	8911	Kerim Giritlioglu	2004	473.0	335.0	(69.0 DNC)	19.0	23.0	14.0	17.0	32.0	58.0	15.0	19.0	(69.0 DNC)	69.0 DNC	69.0 DNC
46	Gold	 ITA	182	Luca Mignanti	2002	431.0	338.0	27.0	(34.0)	26.0	21.0	23.0	49.0	24.0	(59.0)	45.0	49.0	50.0	24.0
47	Gold	 LAT	16	Jekabs Ceze	2004	435.0	344.0	28.0	22.0	(34.0)	31.0	20.0	35.0	(57.0)	29.0	54.0	40.0	36.0	49.0
48	Gold	 HUN	3000	Balint Morvai	2003	454.0	348.0	33.0	28.0	20.0	28.0	(45.0)	59.0	40.0	49.0	(61.0)	19.0	45.0	27.0
49	Gold	 RUS	20	Mikhail Aleksandrov	2003	470.0	348.0	15.0	(53.0 ARBm)	32.0	38.0	13.0	31.0	62.0	40.0	12.0	47.0	(69.0 DNC)	58.0
50	Gold	 FRA	931	Ardouin Pablo	2002	440.0	350.0	(34.0)	27.0	15.0	28.0	28.0	42.0	39.0	48.0	40.0	32.0	51.0	(56.0)
51	Gold	 NED	149	Emiel Vermeulen	2003	447.0	353.0	29.0	26.0	15.0	29.0	(31.0)	46.0	47.0	(63.0)	25.0	45.0	47.0	44.0
52	Gold	 FRA	1355	Clement Eynard	2003	457.0	353.0	18.0	27.0	(37.0)	37.0	26.0	44.0	(67.0)	37.0	31.0	48.0	33.0	52.0
53	Gold	 FRA	924	Benjamin Chauveau	2004	489.0	355.0	38.0	(69.0 RET)	22.0	26.0	39.0	47.0	33.0	53.0	(65.0)	42.0	24.0	31.0








Rank	Fleet	NOC	Sail No	Name	DoB	Total	Nett	Q1	Q2	Q3	Q4	Q5	F1	F2	F3	F4	F5	F6	F7
54	Gold	 ARG	425	Sebastian Nores	2002	478.0	364.0	23.0	16.0	32.0	20.0	(46.0)	(68.0)	41.0	47.0	62.0	38.0	38.0	47.0
55	Gold	 ISR	970	Ido Davidi	2002	469.0	367.0	31.0	(37.0)	30.0	22.0	27.0	53.0	44.0	(65.0)	52.0	30.0	42.0	36.0
56	Gold	 FRA	744	Philippe Garcia	2003	480.0	368.0	12.0	(43.0)	13.0	18.0	40.0	54.0	45.0	43.0	50.0	(69.0 DNC)	52.0	41.0
57	Gold	 ISR	646	Adir Twil	2004	511.0	373.0	23.0	16.0	39.0	(69.0 DNC)	21.0	30.0	60.0	7.0	39.0	(69.0 DNC)	69.0 DNC	69.0 DNC
58	Gold	 ITA	14	Gianmarco Genna	2002	488.0	374.0	28.0	30.0	16.0	32.0	(46.0)	57.0	(68.0)	64.0	55.0	46.0	27.0	19.0
59	Gold	 ITA	35	Elias Argiolas	2002	484.0	379.0	(36.0)	29.0	18.0	19.0	35.0	43.0	30.0	56.0	68.0	39.0	(69.0 DNC)	42.0
60	Gold	 GBR	3197	Oscar Shaw	2003	521.0	383.0	17.0	21.0	(69.0 DNC)	48.0	16.0	28.0	66.0	25.0	24.0	(69.0 DNC)	69.0 DNC	69.0 DNC
61	Gold	 GBR	3226	Max Beaman	2003	492.0	397.0	29.0	29.0	(36.0)	15.0	33.0	52.0	49.0	46.0	(59.0)	51.0	43.0	50.0
62	Gold	 POL	661	Krzysztof Zarnowski	2004	540.0	402.0	17.0	12.0	(69.0 DNC)	48.0	27.0	63.0	43.0	41.0	28.0	(69.0 DNC)	69.0 DNC	54.0
63	Gold	 ITA	130	Nicolo Spanu	2004	550.0	417.0	37.0	(69.0 RET)	22.0	30.0	39.0	60.0	63.0	58.0	(64.0)	20.0	31.0	57.0
64	Gold	 ITA	193	Roberto Galletti	2002	563.0	425.0	26.0	(69.0 RET)	24.0	34.0	22.0	48.0	48.0	28.0	57.0	(69.0 DNC)	69.0 DNC	69.0 DNC
65	Gold	 ARG	477	Nahuel-Facundo Bobar	2002	548.0	432.0	(50.0)	33.0	31.0	25.0	31.0	(66.0)	61.0 ARBm	60.0	66.0	26.0	46.0	53.0
66	Gold	 POL	195	Julian Wardaszko	2003	575.0	437.0	22.0	35.0	(69.0 DNC)	25.0	29.0	34.0	52.0	61.0	67.0	(69.0 DNC)	53.0	59.0
67	Gold	 ARG	35	Theo De Pierris	2002	584.0	457.0	19.0	19.0	27.0	15.0	(58.0)	61.0	65.0	50.0	63.0	(69.0 DNC)	69.0 DNC	69.0 DNC
68	Gold	 RUS	97	Anton Tokarev	2002	588.0	479.0	37.0	(40.0)	20.0	35.0	22.0	64.0	61.0	66.0	36.0	(69.0 DNF)	69.0 DNF	69.0 DNC

Silver Fleet

Sailed: 8, Discards: 1, To count: 7, Entries: 67, Scoring system: WCR Appendix A

Rank	Fleet	NOC	Sail No	Name	DoB	Total	Nett	Q1	Q2	Q3	Q4	Q5	F1	F2	F3
1	Silver		1	Dawid Sykula	2005	191.0	148.0	(43.0)	26.0	42.0	40.0	29.0	7.0	1.0	3.0
2	Silver		960	Larue Titouan	2003	220.0	151.0	30.0	28.0	25.0	(69.0 DNC)	45.0	8.0	11.0	4.0
3	Silver		652	Dan Yosef Bagler	2004	226.0	157.0	38.0	15.0	(69.0 DNC)	69.0 DNC	23.0	3.0	8.0	1.0
4	Silver		428	Cambas Rudy	2004	212.0	164.0	43.0	(48.0)	28.0	39.0	28.0	6.0	10.0	10.0
5	Silver		577	Rafferty Read	2003	222.0	179.0	34.0	34.0	27.0	36.0	(43.0)	18.0	16.0	14.0
6	Silver		13	Francesco Simeoni	2004	231.0	179.0	(52.0)	36.0	30.0	31.0	33.0	23.0	15.0	11.0
7	Silver		39	Kacper Jaskolski	2003	232.0	179.0	(53.0)	25.0	40.0	34.0	36.0	14.0	3.0	27.0
8	Silver		1	Abdullah Al-Sarhi	2002	248.5	179.5	40.0	(69.0 RET)	28.0	40.5 RDG1:5	25.0	1.0	24.0	21.0
9	Silver		109	Grzegorz Bujnowski	2002	263.0	194.0	33.0	(69.0 RET)	37.0	40.0	36.0	2.0	22.0	24.0
10	Silver		186	Michele Marchei	2004	244.0	195.0	35.0	41.0	31.0	42.0	(49.0)	16.0	7.0	23.0
11	Silver		512	Michal Lis	2004	248.0	198.0	(50.0)	25.0	39.0	36.0	42.0	47.0	2.0	7.0
12	Silver		90	Mattia Calderini	2003	243.0	201.0	41.0	32.0	(42.0)	22.0	41.0	37.0	6.0	22.0
13	Silver		146	Aleksander Niziolek	2003	275.0	206.0	31.0	46.0	(69.0 DNC)	46.0	69.0 DNF	5.0	4.0	5.0
14	Silver		5	Kacper Gwozdz	2003	287.0	218.0	44.0	31.0	50.0	(69.0 DNF)	35.0	27.0	18.0 RDGI	13.0
15	Silver		45	Matteo Pepe	2003	287.0	218.0	42.0	42.0	(69.0 DNC)	37.0	34.0	17.0	14.0	32.0
16	Silver		46	Daniel Ugniewski	2003	268.0	223.0	30.0	39.0	33.0	30.0	34.0	22.0	35.0	(45.0)
17	Silver		89	Benjamin Anderlan	2004	292.0	223.0	47.0	44.0	(69.0 DNC)	69.0 DNC	42.0	4.0	5.0	12.0
18	Silver		348	Kurran Desoutter Henry	2003	295.0	226.0	47.0	(69.0 RET)	38.0	39.0	48.0	15.0	13.0	26.0
19	Silver		16	Massimo Giovanazzi	2002	279.0	228.0	(51.0)	32.0	38.0	26.0	40.0	31.0	18.0	43.0
20	Silver		39	Edijs Busmanis	2004	304.0	235.0	49.0	50.0	(69.0 DNC)	69.0 DNC	30.0	9.0	12.0	16.0
21	Silver		206	Daniel Sanchez	2003	309.0	240.0	62.0	43.0	53.0	44.0	(69.0 DNF)	20.0	9.0	9.0
22	Silver		696	Rotem Lev	2003	310.0	241.0	49.0	23.0	(69.0 DNC)	69.0 DNC	19.0	10.0	69.0 RET	2.0
23	Silver		717	Alberto Colomer Gonzalez	2002	295.0	246.0	44.0	(49.0)	41.0	38.0	44.0	29.0	17.0	33.0
24	Silver		218	Alberto Citzia	2004	328.0	259.0	(69.0 DNC)	69.0 DNC	40.0	50.0	12.0	13.0	26.0	49.0
25	Silver		68	Jonathan Bultynck	2003	319.0	262.0	25.0	38.0	43.0	43.0	(57.0)	33.0	41.0	39.0
26	Silver		184	Leo Hunault	2003	337.0	268.0	45.0	42.0	43.0	(69.0 DNC)	41.0	19.0	40.0	38.0
27	Silver		527	Billy Ellis	2002	328.0	271.0	(57.0)	53.0	35.0	49.0	38.0	44.0	32.0	20.0
28	Silver		102	Mathieu Leroy	2004	355.0	286.0	55.0	47.0	52.0	32.0	(69.0 DNF)	25.0	19.0	56.0
29	Silver		293	Rolands Lovnieks	2004	357.0	288.0	61.0	52.0	(69.0 DNC)	69.0 DNC	37.0	21.0	33.0	15.0
30	Silver		3165	Louis Walker	2003	361.0	292.0	53.0	(69.0 RET)	69.0 DNC	69.0 DNC	50.0	12.0	21.0	18.0

Rank	Fleet	NOC	Sail No	Name	DoB	Total	Nett	Q1	Q2	Q3	Q4	Q5	F1	F2	F3
31	Silver	 RUS	432	Lev Konyshev	2003	355.0	294.0	39.0	31.0	41.0	46.0	(61.0)	59.0	23.0	55.0
32	Silver	 POL	36	Kacper Guzowski	2003	366.0	297.0	36.0	(69.0 RET)	69.0 DNC	41.0	26.0	34.0	45.0	46.0
33	Silver	 GER	494	Frederik Sieper	2003	367.0	298.0	48.0	35.0	(69.0 DNC)	44.0	51.0	49.0	31.0	40.0
34	Silver	 FRA	273	Alexandre Jacquot	2004	372.0	303.0	64.0	48.0	(69.0 RET)	52.0	53.0	30.0	48.0	8.0
35	Silver	 FRA	33	Thomas Bourhis	2003	376.0	307.0	51.0	(69.0 RET)	45.0	69.0 DNC	47.0	24.0	46.0	25.0
36	Silver	 BRA	19	Gabriel Munhoz	2002	379.0	310.0	66.0	54.0	(69.0 DNC)	69.0 DNC	69.0 DNC	26.0	20.0	6.0
37	Silver	 PER	4	Alvaro De La Melena	2002	379.0	310.0	42.0	(69.0 RET)	29.0	47.0	56.0	36.0	49.0	51.0
38	Silver	 ITA	176	Agostino Napoli	2003	382.0	313.0	46.0	50.0	(69.0 DNC)	69.0 DNC	37.0	35.0	29.0	47.0
39	Silver	 LAT	29	Davis Mazais	2005	382.0	313.0	54.0	51.0	(69.0 DNC)	53.0	48.0	32.0	34.0	41.0
40	Silver	 ITA	86	Hannes Andergassen	2004	384.0	315.0	41.0	49.0	47.0	(69.0 DNC)	69.0 DNF	40.0	25.0	44.0
41	Silver	 ITA	27	Giovanni Di Russo	2004	386.0	317.0	40.0	(69.0 RET)	46.0	50.0	32.0	52.0	43.0	54.0
42	Silver	 POL	135	Mateusz Galinski	2002	393.0	324.0	52.0	45.0	(69.0 DNC)	54.0	52.0	41.0	50.0	30.0
43	Silver	 ITA	155	Gabriel Calvo	2003	394.0	325.0	59.0	55.0	48.0	42.0	(69.0 DNF)	43.0	42.0	36.0
44	Silver	 GER	939	Samy Vielhuber	2002	398.0	329.0	56.0	39.0	(69.0 DNC)	69.0 DNC	69.0 DNC	38.0	30.0	28.0
45	Silver	 POL	32	Iwo Wrzesinski	2003	397.0	337.0	56.0	37.0	35.0	43.0	49.0	(60.0)	57.0	60.0
46	Silver	 ESP	8	Manuel Zoilo Buzon	2003	406.0	337.0	48.0	45.0	(69.0 DNC)	69.0 DNC	55.0	57.0	44.0	19.0
47	Silver	 OMA	2	Usama Al- Breiki	2002	407.0	338.0	55.0	(69.0 RET)	45.0	69.0 RET	69.0 DNF	11.0	39.0	50.0
48	Silver	 ITA	38	Gabriele Gasparini	2003	407.0	338.0	54.0	41.0	(69.0 DNC)	51.0	69.0 DNC	42.0	47.0	34.0
49	Silver	 RUS	55	Leonid Pudkov	2003	410.0	341.0	58.0	(69.0 RET)	69.0 DNC	45.0	44.0	58.0	38.0	29.0
50	Silver	 GBR	319	Boris Shaw	2005	416.0	347.0	(69.0 DNC)	40.0	69.0 DNC	69.0 DNC	43.0	39.0	28.0	59.0
51	Silver	 ITA	157	Liam Calvo	2004	421.0	352.0	46.0	(69.0 RET)	69.0 RET	69.0 RET	69.0 DNC	45.0	37.0	17.0
52	Silver	 FRA	555	Alexis Boinet	2003	421.5	352.5	60.0	56.0	(69.0 DNC)	45.0	57.5 RDG1:5	46.0	36.0	52.0
53	Silver	 PER	72	Rafael Llerena	2003	425.0	356.0	61.0	24.0	(69.0 DNC)	69.0 DNC	63.0	55.0	53.0	31.0
54	Silver	 POL	88	Bruno Kester	2003	431.0	362.0	65.0	57.0	(69.0 DNC)	33.0	69.0 DNF	53.0	27.0	58.0
55	Silver	 LAT	401	Arturs Sprindzuks	2004	432.0	363.0	32.0	(69.0 RET)	69.0 DNC	55.0	62.0	56.0	54.0	35.0
56	Silver	 ITA	184	Emanuele Bonifacio	2004	432.0	363.0	45.0	47.0	55.0	47.0	(69.0 DNF)	51.0	61.0	57.0
57	Silver	 OMA	9	Omar Al-Qartoubi	2003	437.0	368.0	(69.0 RET)	69.0 RET	44.0	41.0	69.0 DNF	50.0	58.0	37.0
58	Silver	 AUT	76	Max Hieber	2002	448.0	379.0	60.0	(69.0 DNF)	69.0 DNC	69.0 DNC	59.0	28.0	52.0	42.0
59	Silver	 FRA	293	Leandre Carlier - Arquoit	2003	460.0	391.0	27.0	(69.0 RET)	69.0 DNC	56.0	60.0	64.0	62.0	53.0
60	Silver	 GER	364	Finn Kerwien	2003	472.0	403.0	59.0	54.0	54.0	(69.0 DNF)	47.0	63.0	59.0	67.0

Rank	Fleet	NOC	Sail No	Name	DoB	Total	Nett	Q1	Q2	Q3	Q4	Q5	F1	F2	F3
61	Silver	 POL	174	Konrad Zagarow	2004	474.0	405.0	62.0	(69.0 DNC)	51.0	49.0	69.0 RET	54.0	55.0	65.0
62	Silver	 FRA	1002	Mael Guilbert	2002	480.0	411.0	58.0	52.0	49.0	(69.0 DNC)	69.0 DNF	66.0	56.0	61.0
63	Silver	 NOR	321	Tobias-L Nilsen	2004	485.0	416.0	63.0	44.0	(69.0 DNC)	69.0 DNC	69.0 DNC	48.0	60.0	63.0
64	Silver	 ITA	104	Tommaso Polettini	2002	491.0	422.0	57.0	51.0	(69.0 DNC)	69.0 DNC	69.0 DNF	61.0	51.0	64.0
65	Silver	 LAT	112	Marks Rumjancevs	2002	501.0	432.0	65.0	55.0	(69.0 DNC)	69.0 DNC	69.0 DNC	62.0	64.0	48.0
66	Silver	 ITA	120	Michele Rosa	2004	529.0	460.0	63.0	(69.0 DNC)	69.0 DNC	69.0 DNC	69.0 DNF	65.0	63.0	62.0
67	Silver	 SVK	22	Robert Kubin	2003	531.0	462.0	64.0	56.0	(69.0 DNC)	69.0 DNC	69.0 DNC	69.0 DNF	69.0 DNF	66.0

Scoring codes used

Code	Description	Points
ARB	Arbitration Rule SI 16	57
ARBm	Arbitration - points limited to 50% difference between DNF	Varies
DNC	Did not come to the starting area	69
DNF	Started but did not finish	69
DSQ	Disqualification	69
OCS	On course side at start or broke rule 30.1	69
RDG1:5	Redress - average points for races 1 to 10, except the race in question	Varies
RDG6:9	Redress - average points for races 6 to 9, except the race in question	Varies
RDGI	Redress given but scored points less than average	18
RET	Retired	69

Sailwave Scoring Software 2.22.1

www.sailwave.com